

SCHOLARS UNIFIED

# Happy Summer Holidays

*Summer vacations are  
here, Don't forget to  
make lots fun with joy  
and bring sweet and  
beautiful memories.*



Dear Parents,

Different types of languages are spoken by people from different regions, but the most important thing is that any language when spoken should be spoken correctly. The two common languages that our children should be able to speak fluently are Hindi and English. Since English is a universal language spoken and understood by people all over the world, we want our children also to be proficient in speaking it and for this we need full support and cooperation. We would appreciate if you adhere to the following points:

1. Speak with your child in English. Encourage reading habits.
2. Read out story-books and after finishing the story discuss it with your child.
3. Encourage Word Building and Picture Talk.

The teachers are trying to encourage the children to use simple words, phrases and sentences like:-

- May I go to play?
- May I borrow your pencil / eraser / sharpener?
- I have finished my work.
- Madam, may I go to the washroom?
- Madam, may I go to drink water?
- Madam, may I come in please?
- Madam, may I go to the bookshop / tailor shop?
- Madam, may I go to wash my hands?
- Madam, may I go to pay my school fees?
- Madam, may I sit in the front row as I can't see from the back?
- Madam, please repeat the concept as I'm unable to understand it.
- Madam, I have lost my shoes / blazer / tiffin box / water bottle etc.
- Madam, I came late as I missed my bus.
- Madam, I'm sorry. I have forgotten to bring my book, note book, pencil / eraser / drawing book etc.
- Madam, I'm sorry I couldn't complete my Home Work as I was unwell.
- Madam, may I borrow a pencil / eraser / ruler etc. from my partner as I've forgotten to bring it today.
- I am sorry for the delay.
- Could you please shut the door.

Use of magic words like excuse me, sorry, thanks, please.

- When asking for something, say "Please."
- When receiving something, say "Thank you."
- Do not interrupt grown-ups who are speaking with each other unless there is an emergency.
- If you need to get somebody's attention right away, the phrase "excuse me" is the most polite way for you to enter the conversation.
- When you have any doubt about doing something, ask permission first. It can save you from many hours of grief later.
  
- When you have spent time at your friend's house, remember to thank his or her parents for having you over and for the good time you had.
- Knock on closed doors and wait to see if there's a response before entering.

Children can be encouraged to use simple words and sentences at home also. For example –

- Mummy, can I help you in the kitchen?
- Mummy, can I lay the table today?
- Mummy, should I help you wash the dishes today?
- Papa, can I help you wash the car?
- Grandpa, should I come with you for a walk?
- Grandma, should I help you put the thread in the needle?
- Mummy, can I get you a glass of water?
- Mummy, may I take some more Ice-Cream from the fridge?
- Papa, I'm sorry I was rude to you.
- Papa, please teach me how to ride a bicycle.
- Mummy, can I join the summer workshop in the school?
- Mummy, can I help you wash and soak the rice?
- Mummy, should I cut the salad today?
- Mummy, I will make a cup of tea for you. Please tell me where are the tea leaves.
- Mummy, can you teach me to make cold coffee please?
- Didi, can you help me find my English note book?
- Papa, can we go for cycling today?

Wishing people properly – Hello Uncle / Aunty how are you?

Wishing parents and elders Good Morning, Good Afternoon, Good Evening and Good Night.

If we, as teachers and parents make a sincere effort and pay attention to the above mentioned points, we can help our children to learn, to understand and speak English at an early age.

# English

1. Do 5 pages of cursive handwriting in separate notebook.
2. Learn all the covered syllabus.
3. Read your English textbook daily to develop reading competency.
  
4. Make a 3- D model of nouns (Roll no 1-13). Use the given link for the reference.

[https://www.youtube.com/watch?si=7peDqk-8iG\\_YMqno&v=8jnUNONAIcC&feature=youtu.be](https://www.youtube.com/watch?si=7peDqk-8iG_YMqno&v=8jnUNONAIcC&feature=youtu.be)

Make a model of Types of Sentences (Roll no 14- 28). Use the given link for the reference.

<https://www.youtube.com/watch?si=uyMUf3WFkZqp3HQY&v=jJIAOS85NUo&feature=youtu.be>

Make a model of subject and Predicate (Roll no 29 onwards). Use the given link for the reference.

[https://www.youtube.com/watch?si=tkUTGnW43bczl1Mt&v=p\\_pEyZv3CBw&feature=youtu.be](https://www.youtube.com/watch?si=tkUTGnW43bczl1Mt&v=p_pEyZv3CBw&feature=youtu.be)

PREPARE A PRESENTATION ON THE ABOVE GIVEN MODLES.

# Science

1. Unscramble the following words related to components of food and write them in the space provided.

- A) reinpot .....
- B) menliars .....
- C) tivanmi .....
- D) tfa .....

2. Prepare a diet chart using locally available food items for a balanced diet for a person including: Breakfast, Snack, Lunch, Dinner, Beverages.

3. Prepare a “HERBARIUM” of any dried leaves and preserve it in the scrap Book.

**SAMPLE**

**RECYCLE LOG**

Items	Action

**HERBARIUM**

**ACTIVITY 2:**

**HERBARIUM**

Make a herbarium by collecting leaves of different size, colour and shape. Dry them out in an old newspaper and paste them beautifully in EVS notebook. Try to include at least 5 medicinal plants. (Total 8 leaves)

Use the given link for reference:  
<https://youtu.be/TWOtP5IAgWU>

**LEARNING OUTCOMES:**  
Learners will learn to identify the unique features (ex. shape, texture, colour, aroma) of leaves and differentiate them.

**COMPETENCY BUILT:**  
The activity will enable the learners to think creatively. Enable them to observe different parts of a plant.



4. Collect and paste natural fibres, mixed fibres and synthetic fibres on scrap book and also write their advantages and disadvantages.

5. Collect samples of protein and carbohydrates sources found in your kitchen. Paste them in a scrap book by using small polybags.

## Hindi

1. 5 पृष्ठ सुलेख लिखें।
2. 5 मुहावरों के अर्थ लिखकर वाक्य में प्रयोग कीजिए।



2. नदियों को प्रदूषण मुक्त रखने के लिए लोगों की जागरूकता हेतु कोई 2 स्लोगन प्रयोजन परियोजना पुस्तिका पर लिखो।

3. 'मन के हारे हार मन के जीते जीत' विषय पर 50 से 60 शब्दों का एक अनुच्छेद लिखो।

4. करवाया पाठ्यक्रम कंठस्थ करें।

# Maths

1. Write any ten possible numbers using all the digits 2,3,4,5,0,6,7 and 8 without repeating. Color the smallest number formed in red and the largest number in green. Arrange all of the ten numbers in ascending and then descending order.

2. Test the divisibility of the following by 2,3,4,5,6,7,8,9,10 and 11. (write Yes or No)

	2	3	4	5	6	7	8	9	10	11	
a	248	Yes	No	Yes	No	No	No	Yes	No	No	No
b	996										
c	1998										
d	2051										
e	429714										
f	406839										
g	92444										
h	2755										
i	10986										
j	27756										

3. Make a bookmark of square roots from 1 to 10.

# Social Science

1. Learn the glossary of the following lessons:

History - L-1, 2

Geography - L- 1, 2

Social and Political Life- L- 1

2 . Draw a neat diagram of the solar system and write short note on each planet.

3. Compare Kerala and Ladakh bringing out their Social , Economic and Cultural Diversities.

4. Draw the diagram of Ursa major, Ursa minor and pole star.

5. Make a model of 7 continents with the help of the following examples.



\* Learn the whole syllabus.



# Computer

\* Create a PowerPoint presentation (minimum 10 slides) based on the following topic:-

1) Computer Languages

Or

2) Computer devices(use pictures)

\* Use the following options to make the presentation more effective: -

a) apply transition

b) apply animation

c) add at least one smart art

# Punjabi




1. ਕੋਈ 5 ਚੰਗੀਆਂ ਆਦਤਾਂ ਤੇ ਕੋਈ 5 ਮਾੜੀਆਂ ਆਦਤਾਂ ਆਕਰਸ਼ਕ ਢੰਗ ਨਾਲ ਕਰਨੇ ਲਿਖੋ ।
2. ਮੇਰੇ ਪੰਜਾਬ ਦੇ ਮੇਲੇ ,ਤਿਉਹਾਰ, ਵਿਰਸੇ, ਫੋਟੋ ਲਗਾ ਕੇ ਉਹਨਾਂ ਬਾਰੇ ਦੱਸੋ।

\*Text book ਪਾਠ 1 ਤੋਂ 5ਤੱਕ ਕਰਵਾਏ ਗਏ ਹਨ ਉਹਨਾਂ ਦੇ ਸਾਰਿਆਂ ਦੇ ਪ੍ਰਸ਼ਨ ਉੱਤਰ ਅਤੇ ਸ਼ਬਦ ਅਰਥ ਯਾਦ ਕਰੋ।

Writing skills

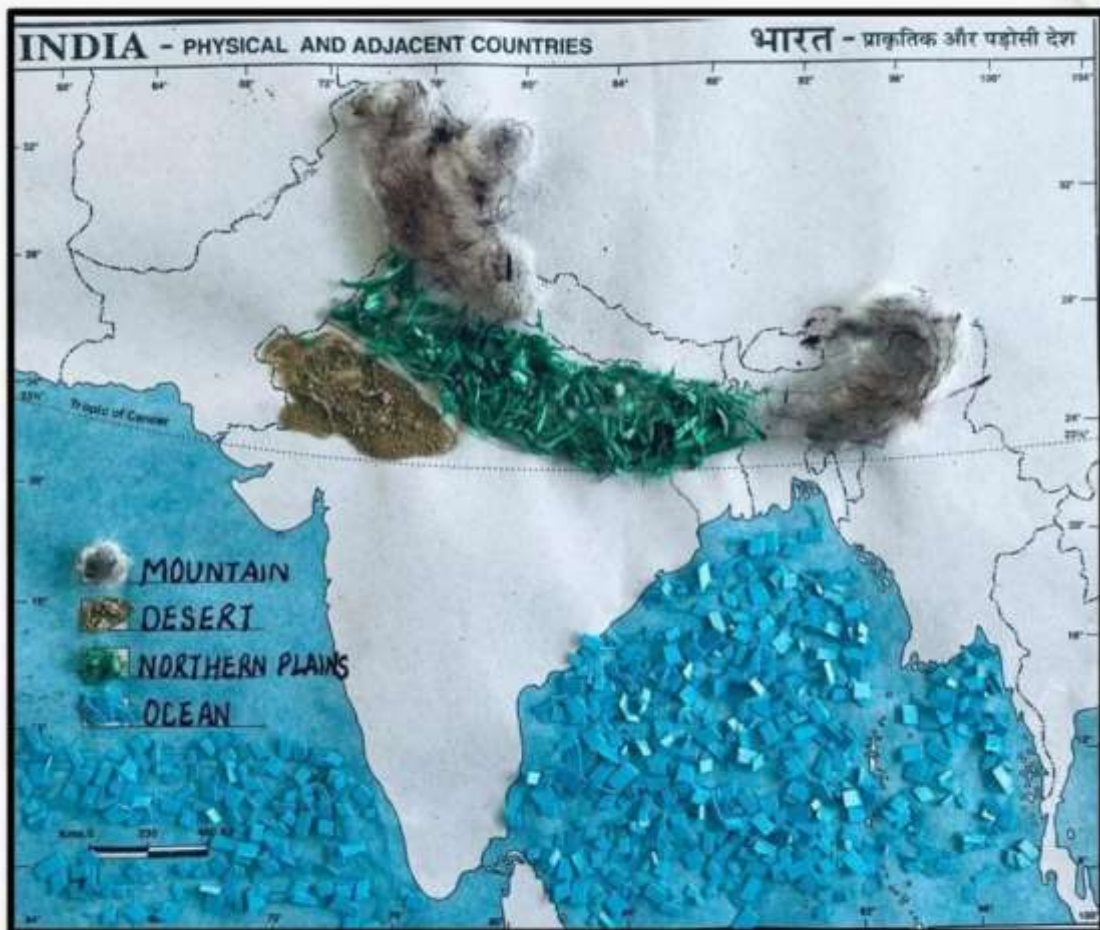
- 1.ਸੁਲੇਖ 5 ਪੇਜ਼।
2. ਓ ਤੋਂ ਲ 5 ਪੇਜ਼।

Do the project work according to the roll number.

ROLL NUMBER	PROJECT NAME	INSTRUCTIONS	REFERENCE IMAGE
1-10	Fraction Wheel	Students have to make a fraction wheel using different colour sheets for different fractions.	
11-20	Multiplication Flower	Students have to make multiplication flowers 3 each for numbers from 11-30 (choose any three numbers).	
21-30	Division Flower	Students have to make division flowers 3 each for numbers from 11-30 (choose any three numbers).	
31-40	Patterned Craft	Student can either make butterflies or caterpillars (at least 2) with different patterns.	

On Indian map mark different physical features using things as listed below:

- i) Mountain region - Cotton dipped with brown colour
- ii) Desert - Soil
- iii) Plain - Leaves / grass
- iv) Rivers / Oceans - Blue papers cut outs



For one week, record the duration of time (in hours) you utilize watching TV, Surfing Internet , Playing outdoor games and Studying and present it in a tabular form by drawing on A4 size sheet. Refer to the image attached with it.

Review the time spent on each activity and now write what changes you would make for a healthier lifestyle. Do mention it on a A4 Size sheet.

IN HOURS	WATCHING TV	SURFING INTERNET	STUDYING	PLAYING OUTDOOR GAMES
Sunday				
Monday				
Tuesday				
Wednesday				
Thursday				
Friday				
Saturday				



## करें योग, रहें निरोग

किसी पत्रिका, समाचार-पत्र या इंटरनेट से पहले अंतर्राष्ट्रीय योग दिवस के बारे में निम्नलिखित जानकारी प्राप्त कीजिए और इस पर योग संदर्शिका (इन्फॉर्मेशन मैनुअल) तैयार करें।

- अंतर्राष्ट्रीय योग दिवस की शुरुआत कैसे हुई?
- अंतर्राष्ट्रीय योग दिवस का उद्देश्य क्या है?
- 21 जून को ही अंतर्राष्ट्रीय योग दिवस के लिए क्यों चुना गया?
- पहला अंतर्राष्ट्रीय योग दिवस कौन-से वर्ष में मनाया गया था?
- पहले अंतर्राष्ट्रीय योग दिवस का थीम क्या था?
- विदेशों में कितनी जगह पहला अंतर्राष्ट्रीय योग दिवस मनाया गया?
- पहले अंतर्राष्ट्रीय योग दिवस पर कौन-कौन से आसन करवाए गए थे?
- पहले अंतर्राष्ट्रीय योग दिवस पर कौन-सा रिकार्ड बना था?





### Can you find out what I am?



I can fly.  
I am not a bird.  
I sleep during the day.  
I am black.  
\_\_\_\_\_

I have four legs.  
I live on the farm.  
I bleat.  
I give milk.  
\_\_\_\_\_

I live in China.  
I am a kind of bear.  
I am black and white.  
I eat bamboo.  
\_\_\_\_\_



I have four legs.  
I live in the field.  
I am cunning or sly.  
I love chickens.  
\_\_\_\_\_

I can swim.  
I have eight arms.  
I have a soft body.  
I can change colour.  
\_\_\_\_\_

I have two legs.  
I lay eggs.  
I live on the farm.  
I cluck.  
\_\_\_\_\_



I can swim.  
I have a hard shell.  
I move sideways.  
I have eight legs.  
\_\_\_\_\_

I eat grass.  
I live in Africa.  
I am black and white.  
I look like a horse.  
\_\_\_\_\_

I live in the forest.  
I eat grass.  
People hunt me.  
I have antlers. \_\_\_\_\_



I have no legs.  
I can swim very well.  
I look like a snake.  
I am slippery. \_\_\_\_\_

I live on the farm.  
I look like a horse,  
but have longer ears.  
I bray or hee-how. \_\_\_\_\_

I am a small pet.  
I don't have a tail.  
I keep food in my cheeks.  
I am active at night.  
\_\_\_\_\_



I live in the forest.  
I can be dangerous.  
I am black or brown.  
I like fruit and honey.  
\_\_\_\_\_

You can ride me.  
I don't drink often.  
I live in the desert.  
I have a hump.  
\_\_\_\_\_

I'm a kind of pet.  
I am orange.  
I live in a bowl.  
I can swim.  
\_\_\_\_\_



You can eat me.  
I am white.  
I bleat or baa.  
I give wool.  
\_\_\_\_\_

I am a small pet.  
Some people eat me.  
I am not a pig.  
I'm not from Guinea.  
\_\_\_\_\_

I live in the sea.  
I am not a fish.  
You can't eat me.  
I usually have 5 arms.  
\_\_\_\_\_



I'm a wild animal.  
I howl.  
I hunt in packs.  
I look like a dog.  
\_\_\_\_\_

I can fly.  
I have six legs.  
I am yellow and black.  
I collect honey.  
\_\_\_\_\_

I am a small animal.  
I like sugar.  
I have six legs.  
I am red or black.  
\_\_\_\_\_

